


## DOUBLE POCKET CARD

1. Using Stampin' Around Wheel, wheel design over entire 8.5 x 11 paper.

2. Flip paper over (wrong side up)

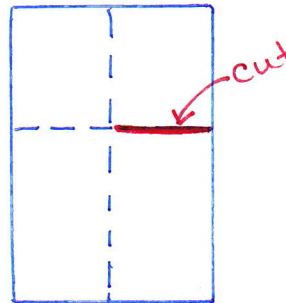
3. Fold paper in half horizontally



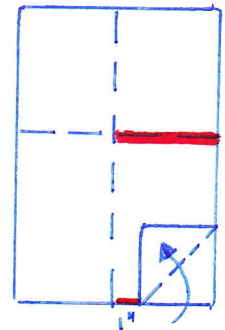
4. Unfold then fold paper in half vertically



5. Cut from center right edge to the center



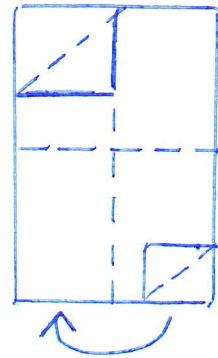
6. Turn up bottom right corner, leaving a 1" gap from the center fold.



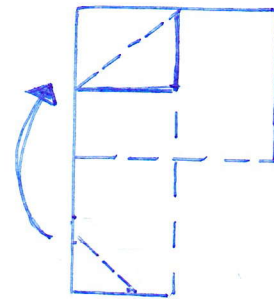
7. Turn down top left corner to the center score line.



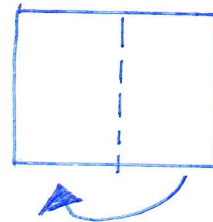
8. Fold bottom right quadrant onto bottom left quadrant



9. Fold bottom left quadrant onto top left quadrant



10. Fold top right quadrant onto top left quadrant



11. Turn card over and crease all folds

